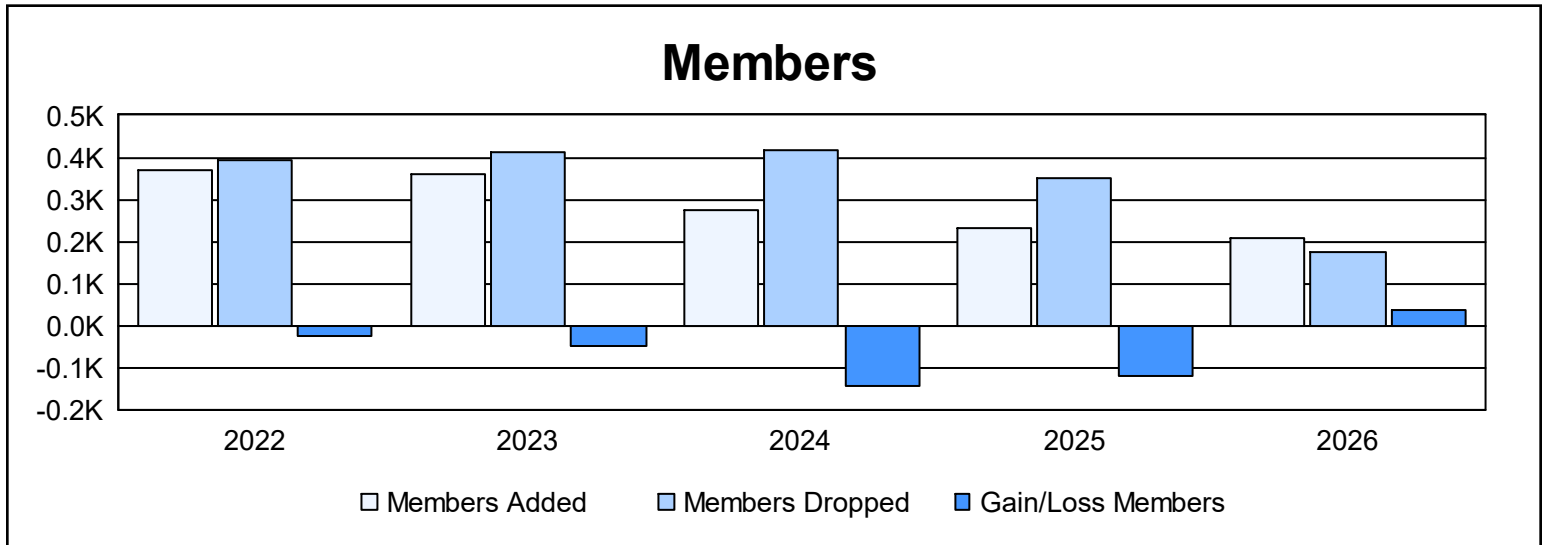
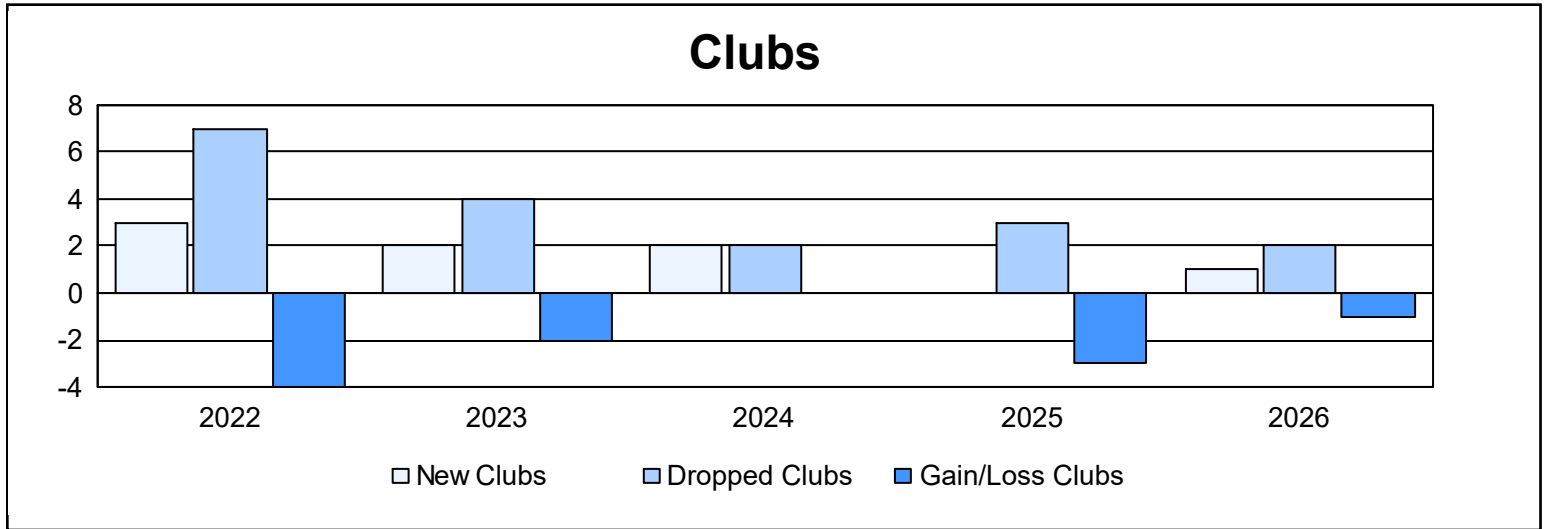
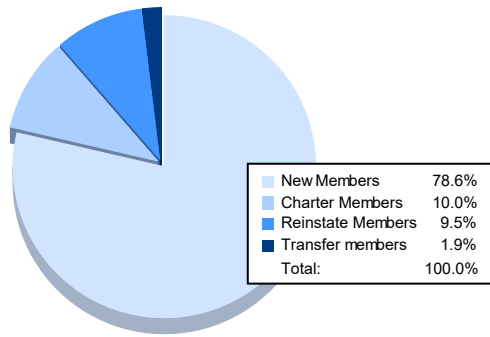


| Year | New Clubs | Dropped Clubs | Gain/ Loss Clubs | New Members | Charter Members | Reinstate Members | Transfer Members | Total Member Added | Total Members Dropped | Gain/ Loss Members |
|----------------|-----------|---------------|------------------|-------------|-----------------|-------------------|------------------|--------------------|-----------------------|--------------------|
| 2021-2022 | 3 | 7 | -4 | 273 | 83 | 9 | 3 | 368 | 394 | -26 |
| 2022-2023 | 2 | 4 | -2 | 269 | 69 | 19 | 5 | 362 | 412 | -50 |
| 2023-2024 | 2 | 2 | 0 | 200 | 54 | 14 | 4 | 272 | 416 | -144 |
| 2024-2025 | 0 | 3 | -3 | 198 | 0 | 20 | 13 | 231 | 350 | -119 |
| 2025-2026 | 1 | 2 | -1 | 165 | 21 | 20 | 4 | 210 | 174 | 36 |
| Average | 2 | 4 | -2 | 221 | 45 | 16 | 6 | 289 | 349 | -61 |



Membership Composition March 2026 Cumulative



Gender Composition March 2026 Cumulative

